

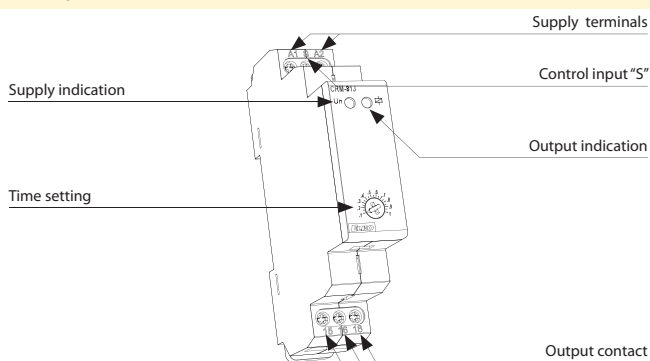


EAN code
CRM-81J according to type
CRM-83J according to type

Technical parameters	CRM-81J	CRM-83J
Functions:	ZR - delay ON / ZN - delay OFF / BL - cycler 1:1	
Supply terminals:	A1 - A2	
Voltage range:	UNI	AC/DC 12 - 240 V (AC 50 - 60 Hz)
Burden:	AC 0.7 - 3 VA / DC 0.5 - 1.7 W	
Voltage range:	230	AC 230 V / 50 - 60 Hz
Consumption (apparent/loss):	AC max. 12 VA / 1.3 W	AC max. 12 VA / 1.9 W
Supply voltage tolerance:	-15 %; +10 %	
Supply indication:	green LED	
Time ranges:	0.1 s - 10 h (in 6 ranges)	
Time setting:	potentiometer	
Time deviation:	5 % - mechanical setting	
Repeat accuracy:	0.2 % - set value stability	
Temperature coefficient:	0.01% / °C, at =20 °C (0.01 % / °F, at = 68°F)	
Output		
Number of contacts:	1x chang./ SPDT (AgNi / Silver Alloy)	3x chang./ 3PDT (AgNi / Silver Alloy)
Current rating:	16 A / AC1	8 A / AC1
Breaking capacity:	4000 VA / AC1, 384 W / DC	2000 VA / AC1, 192 W / DC
Inrush current:	30 A / <3 s	10 A / <3 s
Switching voltage:	250 V AC1 / 24 V DC	
Output indication:	red LED	
Mechanical life:	3x10 ⁷	
Electrical life (AC1):	0.7x10 ⁵	
Control		
Consumption of input:	AC 0.025 - 0.2 VA / DC 0.1 - 0.7 W (UNI), AC 0.53 VA (AC 230 V)	
Load between S-A2:	Yes	
Control terminals:	A1-S	
Glow tubes connctions:	230 V - Yes / UNI - No	
Max. amount of glow lamps connected to controlling input:	UNI - glow lamps cannot be connected 230 V - max.10 pcs (measured with glow lamp 0.68 mA / 230 AC)	
Impulse length:	min. 25 ms / max. unlimited	
Reset time:	max. 150 ms	
Other information		
Power of control input:	-20 °C to +55 °C (-4 °F to 131 °F)	
Storage temperature:	-30 °C to +70 °C (-22 °F to 158 °F)	
Electrical strength:	4 kV (supply-output)	
Operating position:	any	
Mounting:	DIN rail EN 60715	
Protection degree:	IP40 from front panel / IP20 terminals	
Overvoltage category:	III.	
Pollution degree:	2	
Max. cable size (mm ²):	solid wire max.1x2.5 or 2x1.5 / with sleeve max.1x2.5 (AWG 12)	
Dimensions:	90 x 17.6 x 64 mm (3.5" x 0.7" x 2.5")	
Weight:	(UNI) 62g (2.2 oz.), (230) 60g (2.1 oz.)	(UNI) 86g (3 oz.), (230) 82g (2.89 oz.)
Standards:	EN 61812-1, EN 61010-1	

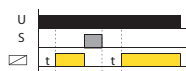
- Single-function and single-time relay with fine time setting by a potentiometer (within the frames of a particular time range).
- Suitable for applications where function and time requirements are known.
- Time switch, possible to be used for pump delay after switching heating off, switching of fans.
- Choice of 3 functions:
 - 1) ZR - Delay ON
 - 2) ZN - Delay OFF
 - 3) BL - Repeat Cycle
- Functions can be controlled by supply voltage or time scale control input
- Choice of 6 time ranges: (0.1 s - 1 s / 1 s - 10 s / 6 s - 60 s / 1 min - 10 min / 6 min - 60 min / 1 h - 10 hrs)
- Universal voltage range AC/DC 12 - 240 V or AC 230 V.
- Output contact: CRM-81J: 1x changeover/ SPDT 16 A
CRM-83J: 3x changeover/ 3PDT 8 A.
- Red LED output indicator.
- 1-MODULE, DIN rail mounting.

Description



Functions

ZR - Delay ON



ZN - Delay OFF



BL - Cycler 1:1



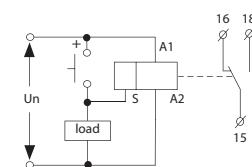
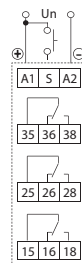
Note: the function ZR and ZN is controlled by supply voltage and control input ie. Once phase failure is detected and supply voltage is re applied, The relay automatically makes one cycle.

Connection

CRM-81J



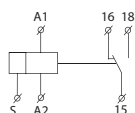
CRM-83J



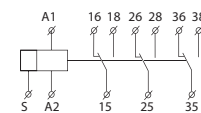
It is possible to connect the load between terminals S-A2 (e.g. contactor, pilot lamp or another device), without compromising the correct operation of the relay (the load is energized as long as the switch button is closed).

Symbol

CRM-81J



CRM-83J



Example of an order

CRM-81J/230, ZR10s: 1x changeover contact, voltage AC 230 V, function: delay ON, time 1 - 10 s

CRM-83J/UNI, BL1h: 3x changeover contact, voltage AC/DC 12-240 V, function: cycler begin with impulse, time 6-60 min